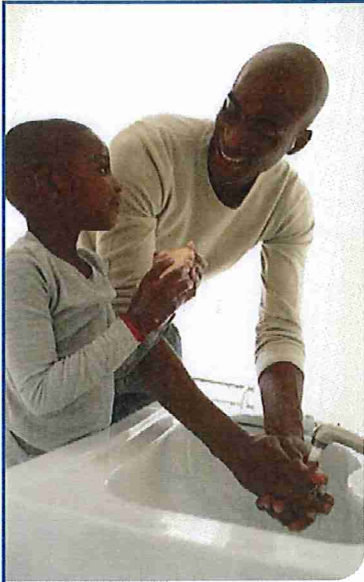


Handwashing and Hand Sanitizer Use

at Home, at Play, and Out and About



GermS are everywhere! They can get onto hands and items we touch during daily activities and make you sick. Cleaning hands at key times with soap and water or hand sanitizer is one of the most important steps you can take to avoid getting sick and spreading germs to those around you.

There are important differences between washing hands with soap and water and cleaning them with hand sanitizer. For example, alcohol-based hand sanitizers don't kill ALL types of germs, such as a stomach bug called norovirus, some parasites, and *Clostridium difficile*, which causes severe diarrhea. Hand sanitizers also may not remove harmful chemicals, such as pesticides and heavy metals like lead. Handwashing reduces the amounts of all types of germs, pesticides, and metals on hands. Knowing when to clean your hands and which method to use will give you the best chance of preventing sickness.

When should I use?


Soap and Water

- Before, during, and after preparing food
- Before eating food
- Before and after caring for someone who is sick
- Before and after treating a cut or wound
- After using the bathroom, changing diapers, or cleaning up a child who has used the bathroom
- After blowing your nose, coughing, or sneezing
- After touching an animal, animal food or treats, animal cages, or animal waste
- After touching garbage
- If your hands are visibly dirty or greasy

Alcohol-Based Hand Sanitizer

- Before and after visiting a friend or a loved one in a hospital or nursing home, unless the person is sick with *Clostridium difficile* (if so, use soap and water to wash hands).
- If soap and water are not available, use an alcohol-based hand sanitizer that contains at least 60% alcohol, and wash with soap and water as soon as you can.

* Do **NOT** use hand sanitizer if your hands are visibly dirty or greasy: for example, after gardening, playing outdoors, or after fishing or camping (unless a handwashing station is not available). Wash your hands with soap and water instead.



U.S. Department of Health and Human Services
Centers for Disease Control and Prevention

How should I use?

Soap and Water

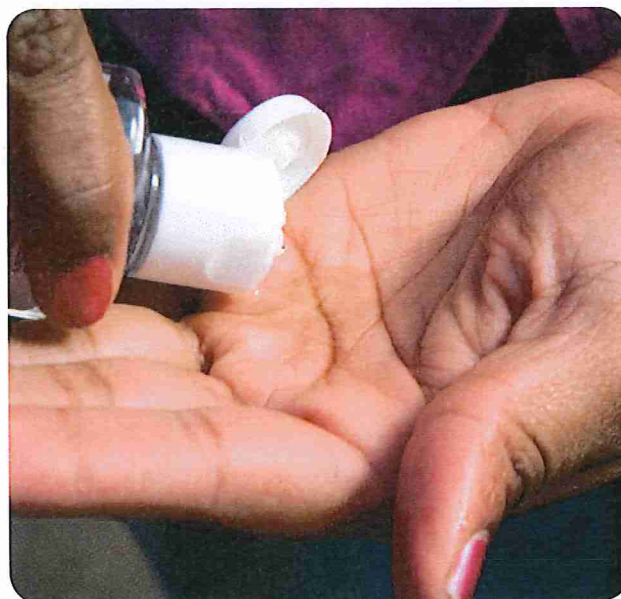
- **Wet** your hands with clean running water (warm or cold) and apply soap.
- **Lather** your hands by rubbing them together with the soap.
- **Scrub** all surfaces of your hands, including the palms, backs, fingers, between your fingers, and under your nails. Keep scrubbing for 20 seconds. Need a timer? Hum the "Happy Birthday" song twice.
- **Rinse** your hands under clean, running water.
- **Dry** your hands using a clean towel or air dry them.

Alcohol-Based Hand Sanitizer

Use an alcohol-based hand sanitizer that contains at least 60% alcohol. Supervise young children when they use hand sanitizer to prevent swallowing alcohol, especially in schools and childcare facilities.

- **Apply.** Put enough product on hands to cover all surfaces.
- **Rub** hands together, until hands feel dry. This should take around 20 seconds.

Note: Do not rinse or wipe off the hand sanitizer before it's dry; it may not work as well against germs.



For more information, visit the CDC handwashing website, www.cdc.gov/handwashing.

Handwashing: Clean Hands Save Lives

When and How to Wash Your Hands



During the Coronavirus Disease 19 (COVID-19) pandemic, keeping hands clean is especially important to help prevent the virus from spreading.



Handwashing is one of the best ways to protect yourself and your family from getting sick. Learn when and how you should wash your hands to stay healthy.

How Germs Spread

Washing hands can keep you healthy and prevent the spread of respiratory and diarrheal infections from one person to the next. Germs can spread from other people or surfaces when you:

- Touch your eyes, nose, and mouth with unwashed hands
- Prepare or eat food and drinks with unwashed hands
- Touch a contaminated surface or objects
- Blow your nose, cough, or sneeze into hands and then touch other people's hands or common objects

Key Times to Wash Hands

You can help yourself and your loved ones stay healthy by washing your hands often, especially during these key times when you are likely to get and spread germs:

- **Before, during, and after** preparing food
- **Before** eating food
- **Before and after** caring for someone at home who is sick with vomiting or diarrhea
- **Before and after** treating a cut or wound
- **After** using the toilet
- **After** changing diapers or cleaning up a child who has used the toilet
- **After** blowing your nose, coughing, or sneezing

- **After** touching an animal, animal feed, or animal waste
- **After** handling pet food or pet treats
- **After** touching garbage

During the COVID-19 pandemic, you should also clean hands:

- After you have been in a public place and touched an item or surface that may be frequently touched by other people, such as door handles, tables, gas pumps, shopping carts, or electronic cashier registers/screens, etc.
- Before touching your eyes, nose, or mouth because that's how germs enter our bodies.

Follow Five Steps to Wash Your Hands the Right Way


Washing your hands is easy, and it's one of the most effective ways to prevent the spread of germs. Clean hands can stop germs from spreading from one person to another and throughout an entire community—from your home and workplace to childcare facilities and hospitals.

Follow these five steps every time.

1. **Wet** your hands with clean, running water (warm or cold), turn off the tap, and apply soap.
2. **Lather** your hands by rubbing them together with the soap. Lather the backs of your hands, between your fingers, and under your nails.
3. **Scrub** your hands for at least 20 seconds. Need a timer? Hum the "Happy Birthday" song from beginning to end twice.
4. **Rinse** your hands well under clean, running water.
5. **Dry** your hands using a clean towel or air dry them.

Why? Read the science behind the recommendations.

Use Hand Sanitizer When You Can't Use Soap and Water



You can use an alcohol-based hand sanitizer that contains at least 60% alcohol if soap and water are not available.

Washing hands with soap and water is the best way to get rid of germs in most situations. If soap and water are not readily available, you can use an alcohol-based **hand sanitizer** that contains at least 60% alcohol. You can tell if the sanitizer contains at least 60% alcohol by looking at the product label.

Sanitizers can quickly reduce the number of germs on hands in many situations. However,

- Sanitizers do **not** get rid of all types of germs.
- Hand sanitizers may not be as effective when hands are visibly dirty or greasy.
- Hand sanitizers might not remove harmful chemicals from hands like pesticides and heavy metals.

Caution! Swallowing alcohol-based hand sanitizers can cause alcohol poisoning if more than a couple of mouthfuls are swallowed. Keep it out of reach of young children and supervise their use.

How to use hand sanitizer

- Apply the gel product to the palm of one hand (read the label to learn the correct amount).
- Rub your hands together.
- Rub the gel over all the surfaces of your hands and fingers until your hands are dry. This should take around 20 seconds.



This material was developed by CDC. The Life is Better with Clean Hands Campaign is made possible by a partnership between the CDC Foundation, GOJO, and Staples. HHS/CDC does not endorse commercial products, services, or companies.

CDC's Handwashing Campaign: *Life is Better with Clean Hands*

CDC's *Life is Better with Clean Hands* campaign encourages adults to make handwashing part of their everyday life and encourages parents to wash their hands to set a good example for their kids. Visit the [Life is Better with Clean Hands](#) campaign page to download resources to help promote handwashing in your community.

For more information on handwashing, visit CDC's [Handwashing website](#) or call 1-800-CDC-INFO.

More Information

- [Handwashing: Clean Hands Save Lives](#)
- [Life is Better with Clean Hands Campaign](#)
- [Preventing the Flu](#)
- [Hand Hygiene in Healthcare Settings](#)
- [Hand Hygiene After a Disaster](#)
- [Water-Related Hygiene](#)
- [Keeping Your Hands Clean on a Cruise](#)

Health Promotion & Education

- [Health Promotion Materials](#)
 - [Fact Sheets](#)
 - [Podcasts](#)
 - [Posters](#)
 - [Stickers](#)
 - [Videos](#)
 - [Web Features](#)
- [Training & Education](#)
- [Our Partners](#)

Publications, Data, & Statistics

- [Publications, Data, & Statistics](#)

Global Handwashing Day

- [Global Handwashing Day](#)